

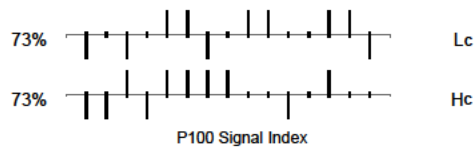
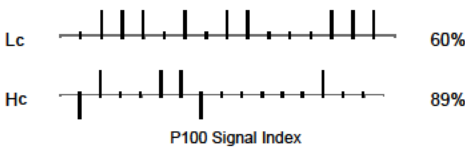
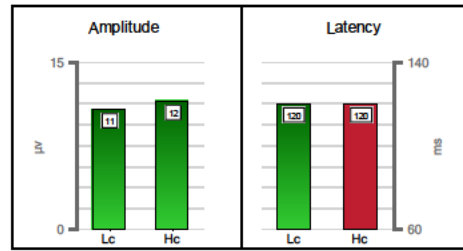
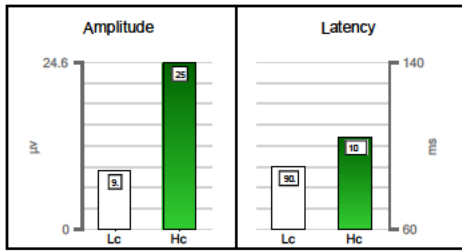
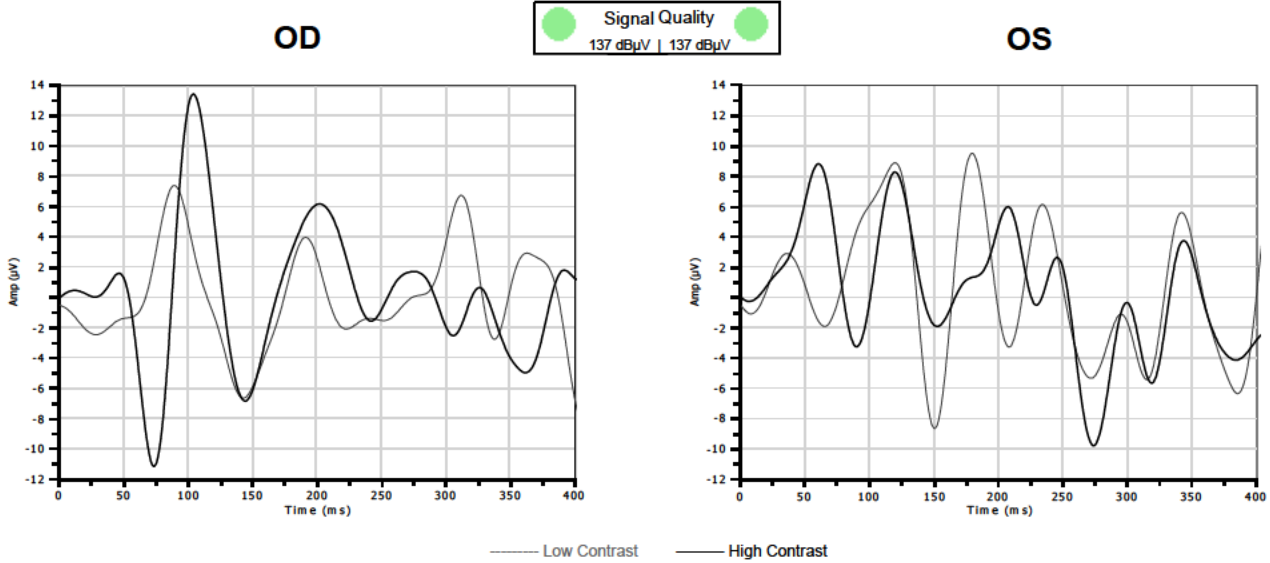
Last Name: [REDACTED]
First Name: [REDACTED]

DOB: 6/23/1943
Age: 75
Gender: Female

Exam Date: 2018-07-01
Exam Time: 08:07:58 PM

OD: S/C/Ax:0.00/0.00/0
OS: S/C/Ax:0.00/0.00/0

VA: 6/24
VA: 6/30



Parameters	OD	OS	Difference
Amplitude Low Contrast μ V	*	10.8	--
Amplitude High Contrast μ V	24.6	11.5	13.0
Latency Low Contrast ms	*	120.1	--
Latency High Contrast ms	104.5	120.1	15.6

Remarks
* P100 not identified
* P100 not identified
OS Delayed

* - P100 not identified, abnormal VEP response

Operator: Finn.Lyn

Dr. Eugene Hollenbach
Newcastle Eye Centre - 10198

Comments:

Signature:

DIOPSYS[®] ERG

ELECTRORETINOGRAPHY
CONCENTRIC STIMULUS FIELDS

Last Name: [REDACTED]
First Name: [REDACTED]

DOB: 6/23/1943
Age: 75
Gender: Female

Exam Date: 2018-07-01
Exam Time: 08:16:16 PM

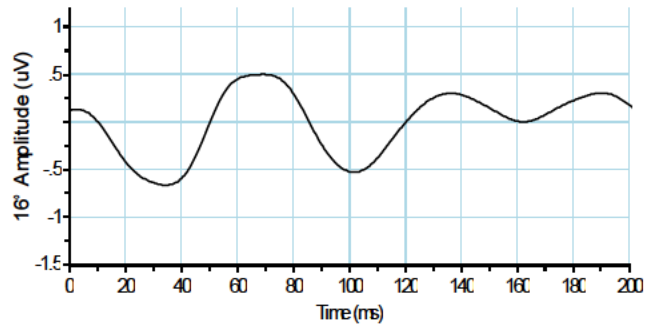
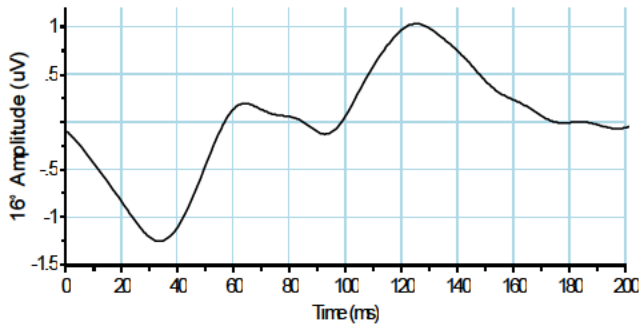


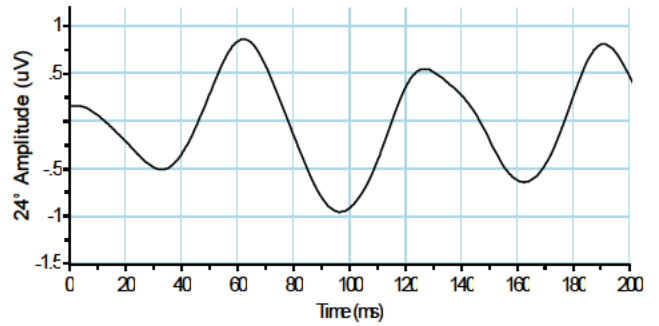
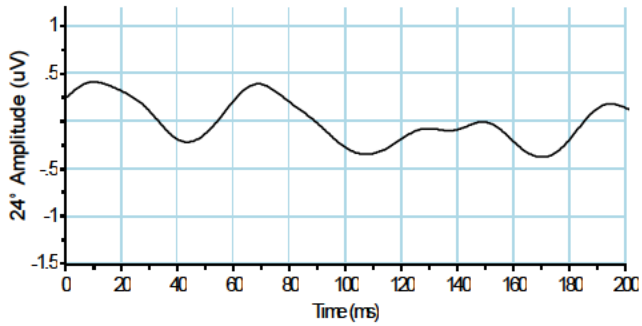
OD: +1.50 0.00 x0
OS: +1.50 0.00 x0

BCVA: 6/24
BCVA: 6/30

OD

● Signal Quality ●
95 dB μ V | 93 dB μ V

OS



Parameter	OD 24°	OD 16°	OS 24°	OS 16°
Magnitude (uV)	0.85	0.81	0.96	0.67
MagnitudeD	0.30	0.41	0.80	0.44
MagD/Mag Ratio	0.35	0.50	0.83	0.65
SNR (dB)	1.4	0.0	1.6	0.0
Artifacts	0	0	0	0

Operator: Finn I vn

Dr. Eugene Hollenbach
Newcastle Eye Centre - 10198

Comments: - Grating Size: 64

Signature:

Last Name: [REDACTED]
First Name: [REDACTED]

DOB: 6/23/1943
Age: 75
Gender: Female

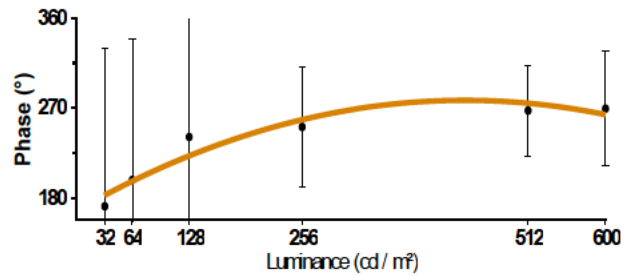
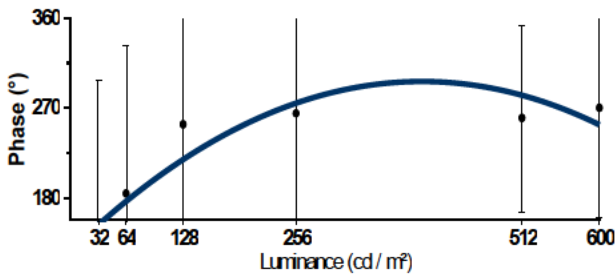
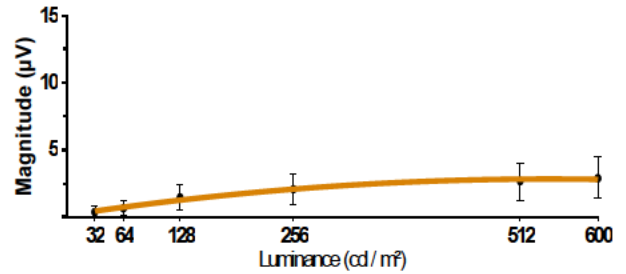
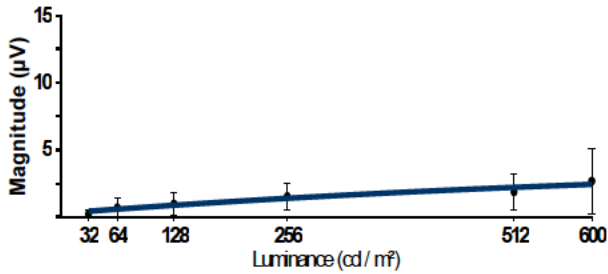
Exam Date: 2018-07-01
Exam Time: 08:19:10 PM

OD: BCVA: 6/24
OS: BCVA: 6/30

OD

Signal Quality
96 dBµV | 118 dBµV

OS

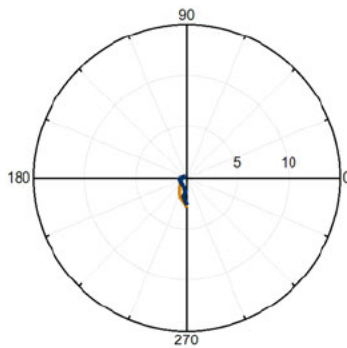


Artifacts: 10%

Artifacts: 1%

Mag/Phase Plot:

OD █
OS █



Area Analysis		OD	OS	Asymmetry (%)
Area Ratio	Mag	0.47	0.51	
	Phase	0.87	0.81	8
Area (X 1000)	Mag	0.86	1.18	
	Phase	147.90	143.95	

Operator: Finn, Lyn

Newcastle Eye Centre - 10198

Comments:

Signature:

Last Name: [REDACTED]
First Name: [REDACTED]

DOB: 6/23/1943
Age: 75
Gender: Female

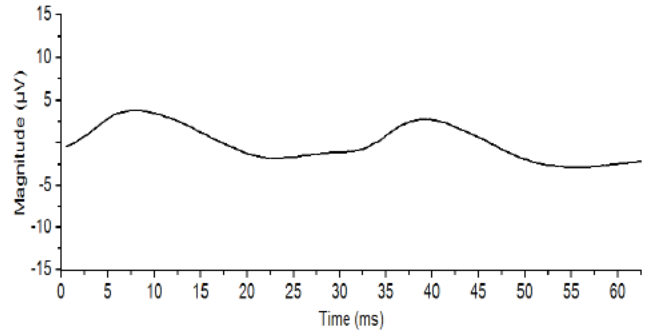
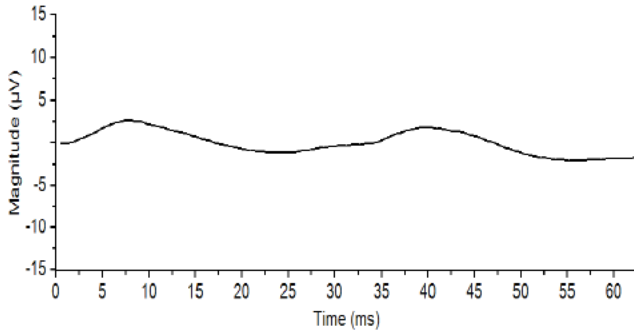
Exam Date: 2018-07-01
Exam Time: 08:21:51 PM

OD: BCVA: 6/24
OS: BCVA: 6/30

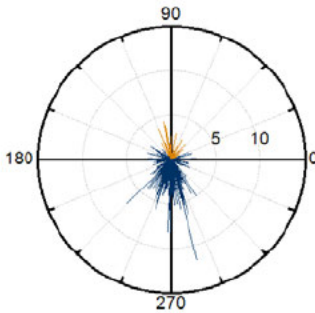
OD

Signal Quality
94 dBµV | 110 dBµV

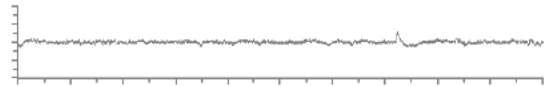
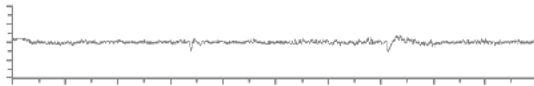
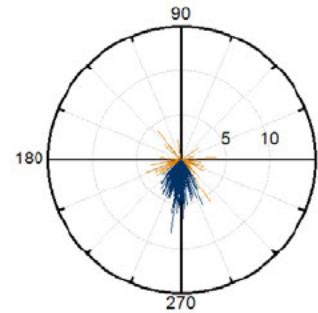
OS



Mag/Phase Plot



Mag/Phase Plot



Parameter	OD	OS	Asymmetry (%)
Magnitude (µV)	1.83	2.79	42
Phase (°)	260.96	263.11	1
Magnitude Variance Ratio	0.92	1.00	
Phase Variance Ratio	0.60	1.03	
Artifacts (%)	0.9	0.9	

Operator: Finn.Lvn

Newcastle Eye Centre - 10198

Comments: Ganzfeld Flash Flicker 32Hz

Signature:

DIOPSYS[®] ERG

ELECTRORETINOGRAPHY
CONTRAST SENSITIVITY

Last Name: [REDACTED]
First Name: [REDACTED]

DOB: 6/23/1943
Age: 75
Gender: Female

Exam Date: 2019-01-06
Exam Time: 06:37:01 PM

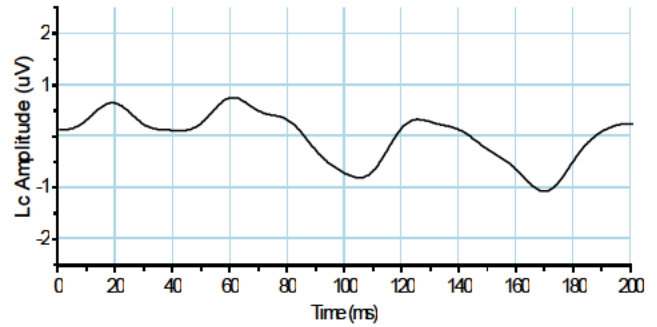
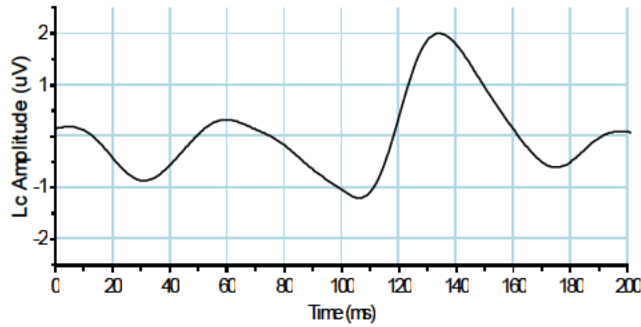


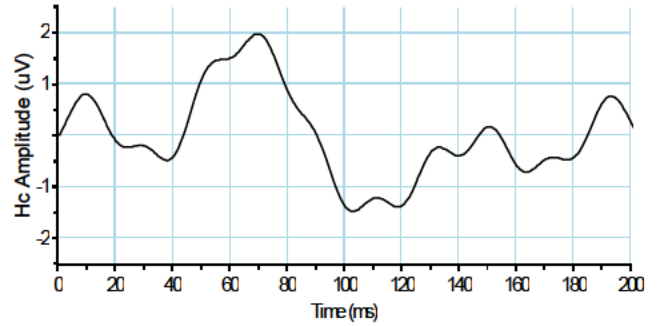
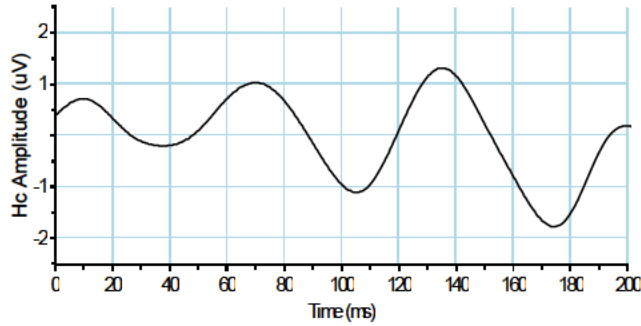
OD: +1.50 0.00 x0
OS: +1.50 0.00 x0

BCVA: 6/24
BCVA: 6/60

OD

● Signal Quality ●
116 dB μ V | 120 dB μ V

OS



Parameter	OD Hc	OD Lc	OS Hc	OS Lc
Magnitude (uV)	1.85	1.42	1.54	1.57
MagnitudeD	1.14	0.92	0.83	0.55
MagD/Mag Ratio	0.62	0.65	0.54	0.35
SNR (dB)	1.5	0.7	0.8	1.1
Artifacts	0	0	0	0

Operator: Gbbons Sarah

Dr. Eugene Hollenbach
Newcastle Eye Centre - 10198

Comments: - Grating Size: 64

Signature:

Last Name: [REDACTED]
First Name: [REDACTED]

DOB: 6/23/1943
Age: 75
Gender: Female

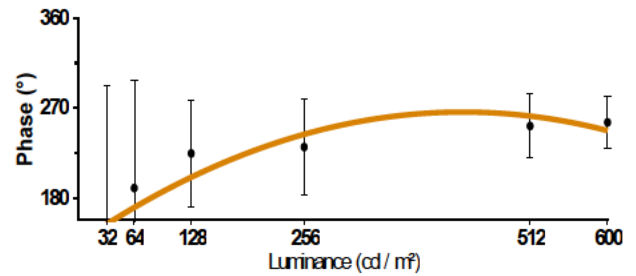
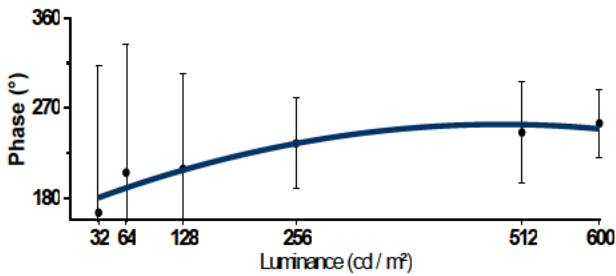
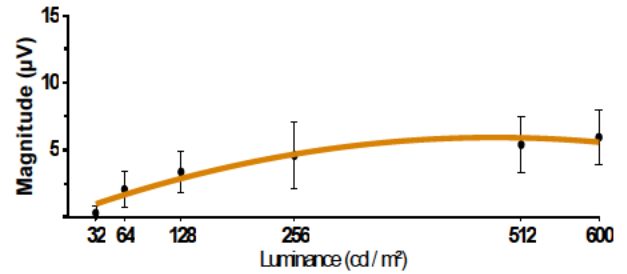
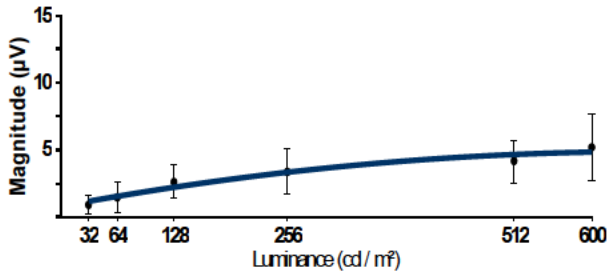
Exam Date: 2019-01-06
Exam Time: 06:40:37 PM

OD: BCVA: 6/24
OS: BCVA: 6/60

OD

Signal Quality
111 dBµV | 119 dBµV

OS

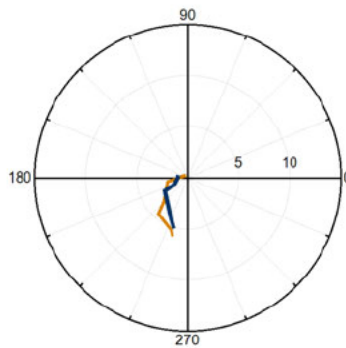


Artifacts: 0%

Artifacts: 0%

Mag/Phase Plot:

OD █
OS █



Area Analysis		OD	OS	Asymmetry (%)
Area Ratio	Mag	0.61	0.69	12
	Phase	0.61	0.65	6
Area (X 1000)	Mag	1.97	2.59	
	Phase	132.64	134.86	

Operator: G bbons.Sarah

Newcastle Eye Centre - 10198

Comments:

Signature: